



Easy to Research; Easy to Share

Dallan Quass
RootsTech 2018 Overview

Research Process Overview

1. Select a goal
2. Determine a research plan
3. Perform searches
4. Record what you find
5. Analyze evidence
6. Record conclusions




1. Select a Goal

Goal: I want to know exactly when and where my great grandfather was born.



Challenge: Is this reasonable? Will I be able to find what I'm looking for?



2. Determine a Research Plan

Since I know roughly when my great grandfather was alive and where the family lived, I will start researching Virginia, Illinois and Ohio.



Challenges:

1. Where do I go online to do this research?
2. How do I keep track of what I've done?

3. Perform Searches


Online

1. FamilySearch
2. Ancestry.com
3. Many more...

Offline (visit, call, email)


1. Virginia vital records
2. Illinois vital records
3. Ohio vital records

Challenge: These sites all function differently; I'll need to learn each one individually!



4. Record What You Find

This is a lot of new info.
How do I record my new
data accurately so I can
analyze it later?



Challenge: It's time-consuming to manually write ALL evidence (including conflicting evidence) accurately to parse out later.

5. Analyze Evidence

Is this correct information?
Some of this information
doesn't make sense or fit
what I already knew.

Genealogical Proof Standard

- Direct evidence
- Indirect evidence
- Negative evidence



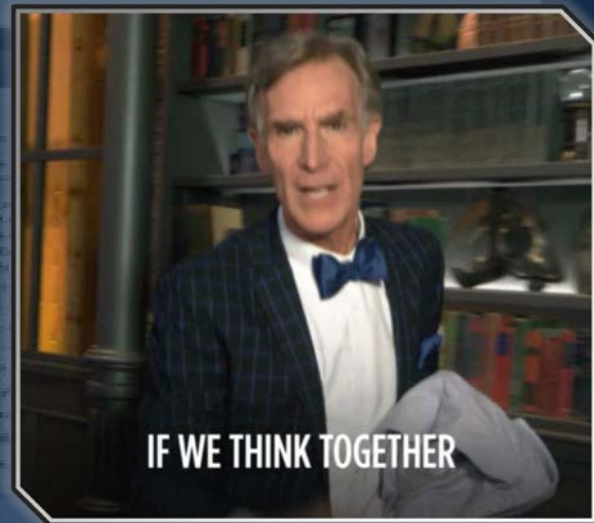
Challenge: Which records really
belong to my family? Which
ones don't?

6. Record Conclusions

I have a birth date and location. Now I can record my information accurately and collaborate with others.

Challenges:

1. How can I collaborate with others with what I've found?
2. How can I share with others what I've found without allowing them to change it?



Research Process Summary

1. Select a goal - Is this a reasonable goal?
2. Determine a research plan - How do I know where to search? How much experience do I need? How am I ever going to remember what I've done?
3. Perform searches - How difficult are these sites to use?



Research Process Summary

4. Record what you find - Writing everything down is time consuming but I need everything until I can sort through it.



5. Analyze evidence - Who's who in what I've found?

6. Record conclusions - How can I collaborate with others?



rootsfinder

What is RootsFinder?

rootsfinder

RootsFinder is a free online tree that makes family history easy to research and share...



rootsfinder

10 ways RootsFinder Can Help You

1. Research Guides

2. Search hints and GenSmarts hints

3. ToDo Creator browser extension

4. Hints from multiple websites

5. WebClipper browser extension



10 ways RootsFinder Can Help You

6. Evidence-centric data model

7. Research logs

8. Evidence reports and warnings

9. Invite others to read or edit

10. FamilySearch integration



1. Select a Goal

Goal: *I want to know exactly when and where my great grandfather was born.*

Challenge: *Is this reasonable? Will I be able to find what I'm looking for?*



Research Guides



2. Determine a Research Plan

Since I know roughly when my great grandfather was alive and where the family lived, I will start researching Virginia, Illinois and Ohio.

Challenges:

1. Where do I go online to do this research?
2. How do I keep track of what I've done so far?

**Search Hints & GenSmarts
ToDo Extension**

rootsfinder
ToDo Creator



3. Perform Searches

Online

1. FamilySearch
2. Ancestry.com
3. Many more...

Offline (visit, call, email)

1. Virginia vital records
2. Illinois vital records
3. Ohio vital records

Challenge: These sites all function differently; I'll need to learn each one individually!



Average RootsFinder tree hints:

- FamilySearch = 1750 (includes BillionGraves and FindAGrave)
- FindMyPast = 700
- FamilySearch FamilyTree = 300
- AmericanAncestors = 60
- NewspaperArchives = 10



Total = Almost 3,000 Hints!

4. Record What You Find

This is a lot of new information. How do I record my new data accurately so I can analyze it later?

Challenge: It's time-consuming to manually write ALL information accurately to parse out later.

Web Clipper Browser Extension
Evidence-centric Data Model

rootsfinder
RootsClipper



5. Analyze Evidence


Is this correct information? Some of this information doesn't make sense or fit what I already knew.

Challenge: Which records belong to my family and which records are for another?

Research Logs

Evidence Reports

Warnings



6. Record Conclusions

I have a birth date and location. Now I can record my information accurately and collaborate with others.

Challenge: It's not always easy to collaborate with others.

Invite Others to View or Edit
FamilySearch Integration



RootsFinder Summary

10 ways RootsFinder can help you with your family history research process:

1. Research guides
2. Search hints and GenSmarts hints
3. ToDo Creator browser extension
4. Hints from multiple websites
5. WebClipper browser extension

rootsfinder
ToDo Creator

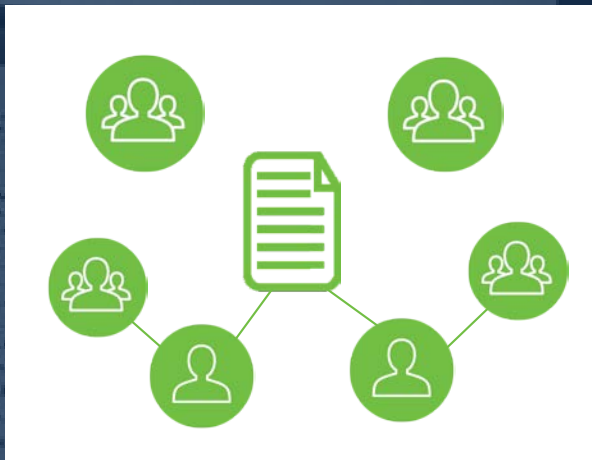


rootsfinder
RootsClipper



RootsFinder Summary

6. RootsFinder's evidence-centric data model
7. Research logs
8. Evidence reports & warnings
9. Invite others to read or edit
10. FamilySearch integration



Bonus feature: DNA Tools

Visualize and analyze
your DNA matches and
tag kits to your tree

